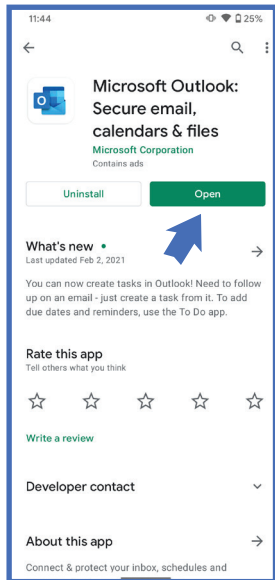


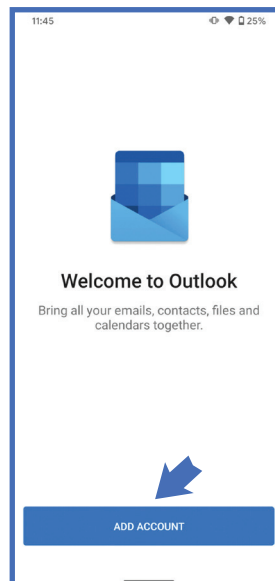
How to add Outlook Email to Android



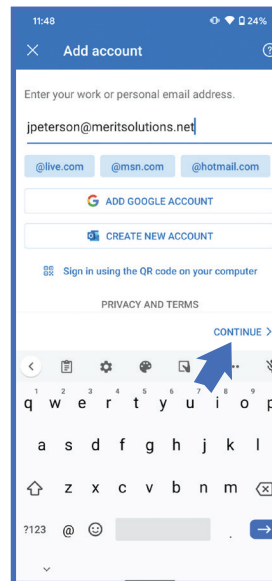
The MERIT Quick Guides are a series of step-by-step instructions to help you harness the power of technology.



1 Install the **MICROSOFT OUTLOOK** Android app from the Google Play Store and open the app.



2 Tap **ADD ACCOUNT**.



3 Enter your email address in the provided field, then tap **CONTINUE**.

About MERIT 2.0

MERIT was founded in 1983 and was re-branded in 2020 as MERIT 2.0. Our Mission Statement is *To educate every worker at every client and provide them the technology to improve.*

Quick Guides copyright by MERIT 2.0 and may not be copied or redistributed without permission.

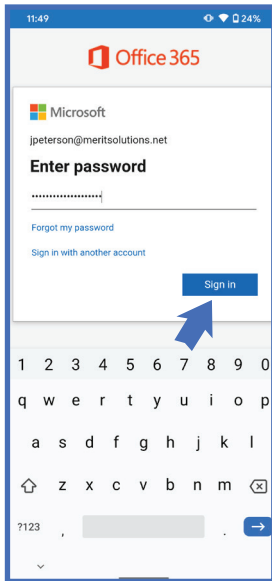
How to Contact MERIT 2.0

SERVICE/REPAIRS/HELPDESK:
service@meritsolutions.net
or call 757-420-5150


www.meritsolutions.net

MARKETING:
marketing@meritsolutions.net
or call 757-420-5150 x7007

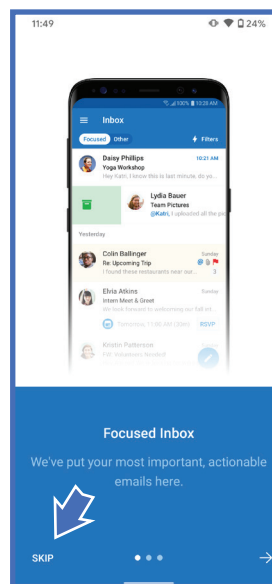
The MERIT Quick Guides are a series of step-by-step instructions to help you harness the power of technology.



4 Enter your password in the provided field, then tap **SIGN IN**.



5 If you don't need to add another account at this time, tap **MAYBE LATER** in the bottom-left corner.



6 Outlook will present a quick tutorial. If you want to, swipe through the options, then tap the checkmark. Otherwise, tap **SKIP**.

About MERIT 2.0

MERIT was founded in 1983 and was re-branded in 2020 as MERIT 2.0. Our Mission Statement is *To educate every worker at every client and provide them the technology to improve.*

Quick Guides copyright by MERIT 2.0 and may not be copied or redistributed without permission.

How to Contact MERIT 2.0

SERVICE/REPAIRS/HELPDESK:
 service@meritsolutions.net
 or call 757-420-5150

www.meritsolutions.net

MARKETING:
 marketing@meritsolutions.net
 or call 757-420-5150 x7007