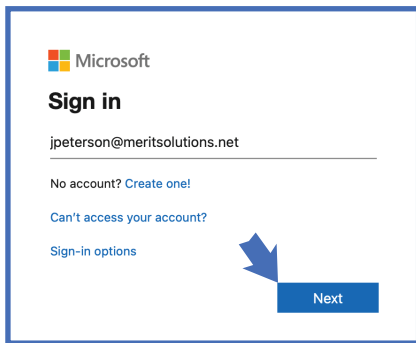



The MERIT Quick Guides are a series of step-by-step instructions to help you harness the power of technology.

Before you use this document, your Support Team at MERIT will need to prepare your M365 account for MFA configuration. Once that is done, follow the steps below:

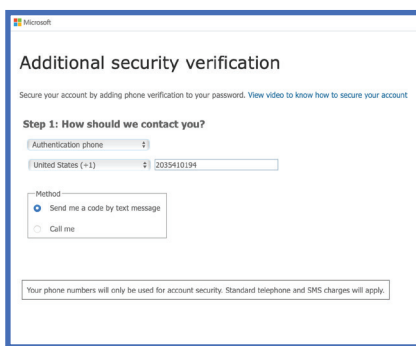
1 Go to portal.office.com on your computer.



2 Sign in with your M365 email address and password.



3 Click **NEXT** on the prompt.



4 On the following screen, select **AUTHENTICATION PHONE**. Choose **UNITED STATES (+1)** as the country, then enter your phone number. Choose whether the system will call or text your phone when needed. We recommend that you receive a text message as it is usually easier than trying to listen to the automated voice.

About MERIT 2.0

MERIT was founded in 1983 and was re-branded in 2020 as MERIT 2.0. Our Mission Statement is *To educate every worker at every client and provide them the technology to improve.*

Quick Guides copyright by MERIT 2.0 and may not be copied or redistributed without permission.

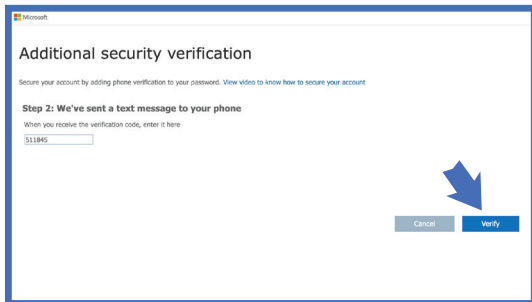
How to Contact MERIT 2.0

SERVICE/REPAIRS/HELPDESK:
service@meritsolutions.net
 or call 757-420-5150

www.meritsolutions.net

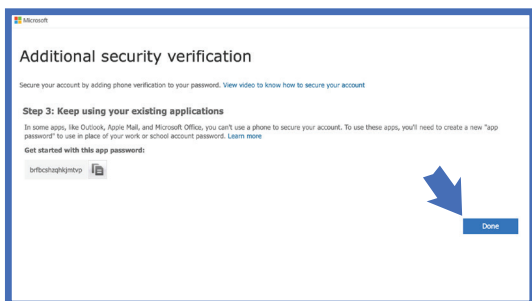
MARKETING:
marketing@meritsolutions.net
 or call 757-420-5150 x7007

The MERIT Quick Guides are a series of step-by-step instructions to help you harness the power of technology.



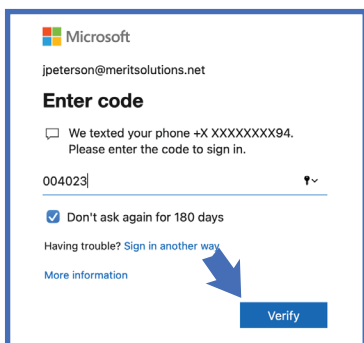
5

Click **NEXT**, then wait for a code to be sent to your phone. Enter the code in the provided field and click **VERIFY**.



6

Next, write down the App Password that appears on the following screen before selecting “Done” (try copying this password and email it to yourself for safe keeping). You will only use this password with certain apps that aren’t compatible with MFA.



7

Now, after you enter your M365 password when signing into applications, you will be met with the screen below:

8

Enter the code that was sent to your phone to complete signing in.

About MERIT 2.0

MERIT was founded in 1983 and was re-branded in 2020 as MERIT 2.0. Our Mission Statement is *To educate every worker at every client and provide them the technology to improve.*

Quick Guides copyright by MERIT 2.0 and may not be copied or redistributed without permission.

How to Contact MERIT 2.0

SERVICE/REPAIRS/HELPDESK:
service@meritsolutions.net
or call 757-420-5150

www.meritsolutions.net

MARKETING:
marketing@meritsolutions.net
or call 757-420-5150 x7007